

## Sandusky County 2025-2026 Flu Activity Summary

### MMWR Weeks 45-48

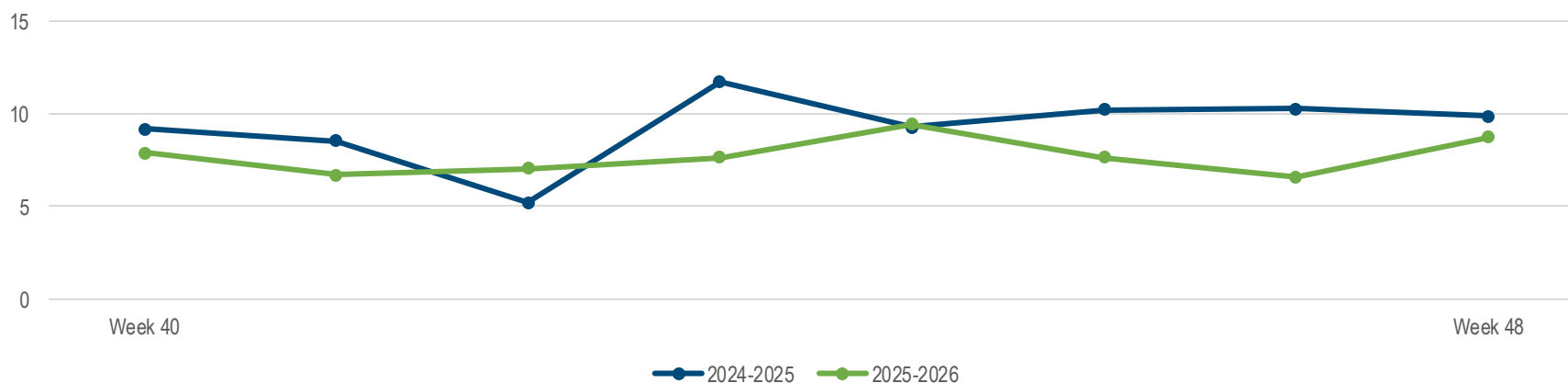
### November 2<sup>nd</sup> – November 29<sup>th</sup>

Sandusky County Public Health (SCPH) tracks seasonal influenza activity on a weekly basis throughout the year. SCPH monitors circulating flu issues and other related data sources and provides summaries of influenza activity from October (Week 40) through May (Week 20). The first week of the new calendar year is indicated by "Week 1."

**0** Influenza Associated Hospitalizations were reported between Week 45-48

**1** positive flu test was reported from long-term care and outpatient facilities

Influenza-like illness (ILI) emergency room visits during the 2025–2026 season remain **lower** compared to the same period in the 2024–2025 season

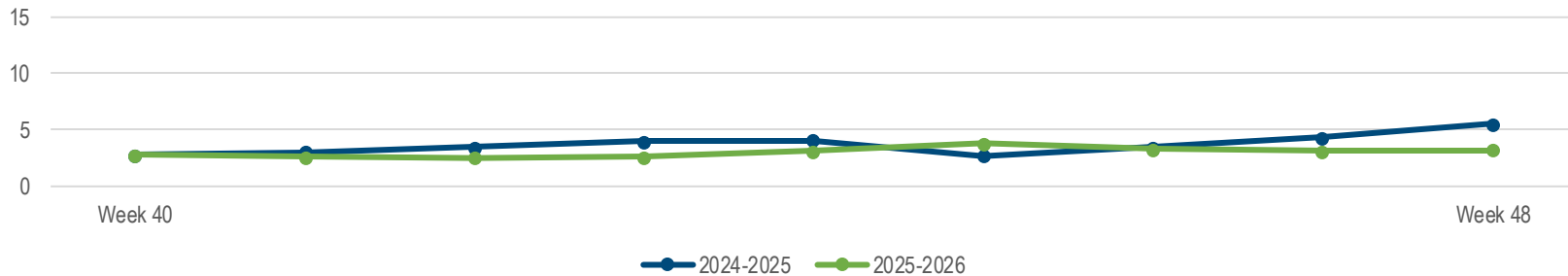


## Sandusky County 2025-2026 Flu Activity Summary

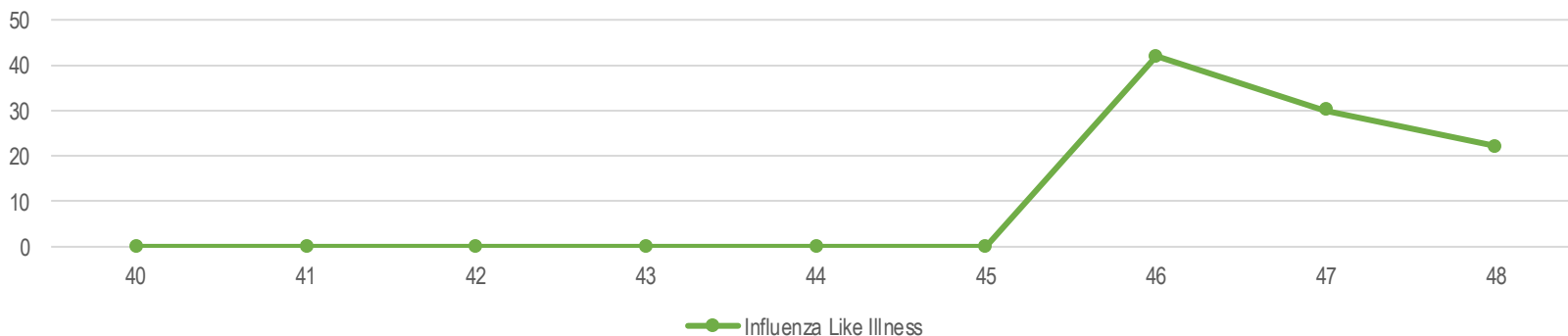
### MMWR Weeks 45-48

### November 2<sup>nd</sup> – November 29<sup>th</sup>

This flu season, schools are seeing **slightly lower absenteeism rates** than last year  
% of students absent due to illness



**95 ILI outpatient visits** were reported during Weeks 45-48



#### Data Sources:

Epi Center, IMPACTSIIS, Northwest Ohio Hospitals, Ohio Disease Reporting System (ODRS), Sandusky County School Districts (voluntary), Sandusky County Long-Term Care Facilities, Physician Offices, and Urgent Cares (voluntary)