

Sandusky County 2024-2025 Flu Activity Summary

MMWR Weeks 10-13

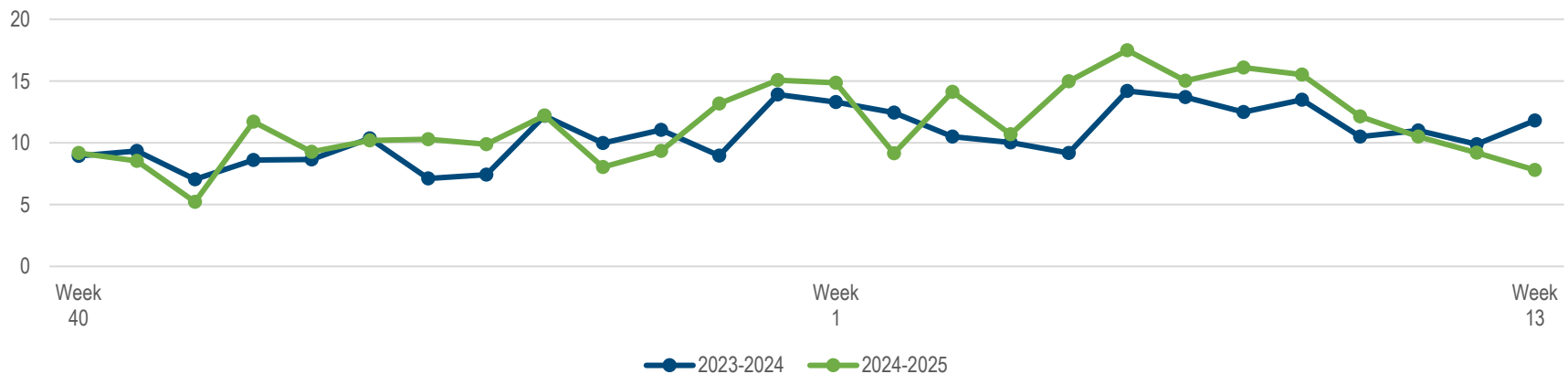
March 2nd – March 29th

Sandusky County Public Health (SCPH) tracks seasonal influenza activity on a weekly basis throughout the year. SCPH monitors circulating flu issues and other related data sources and provides summaries of influenza activity from October (Week 40) through May (Week 20). The first week of the new calendar year is indicated by "Week 1."

28 influenza-associated hospitalizations were reported during Weeks 10-13, all of which tested positive for **Influenza A**.

The average hospital stay was **3.5** days

Emergency department visits for Influenza Like Illness (ILI) **trend downward** during Weeks 9-13



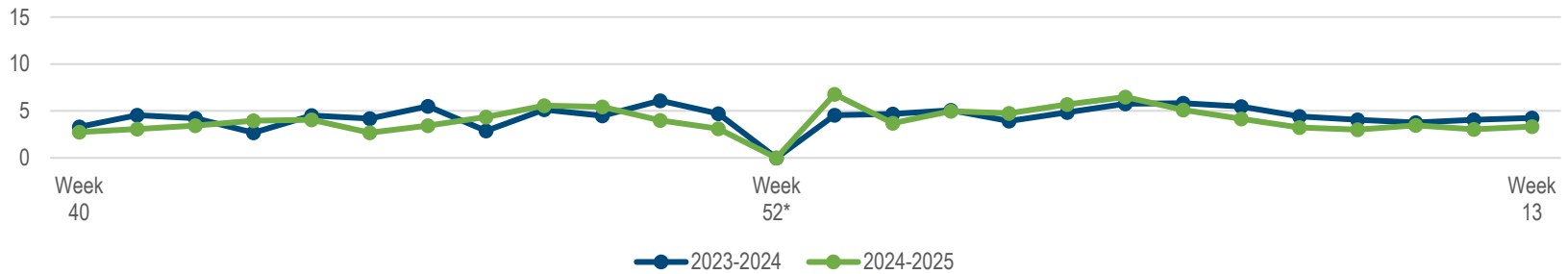
Sandusky County 2024-2025 Flu Activity Summary

MMWR Weeks 10-13

March 2nd – March 29th

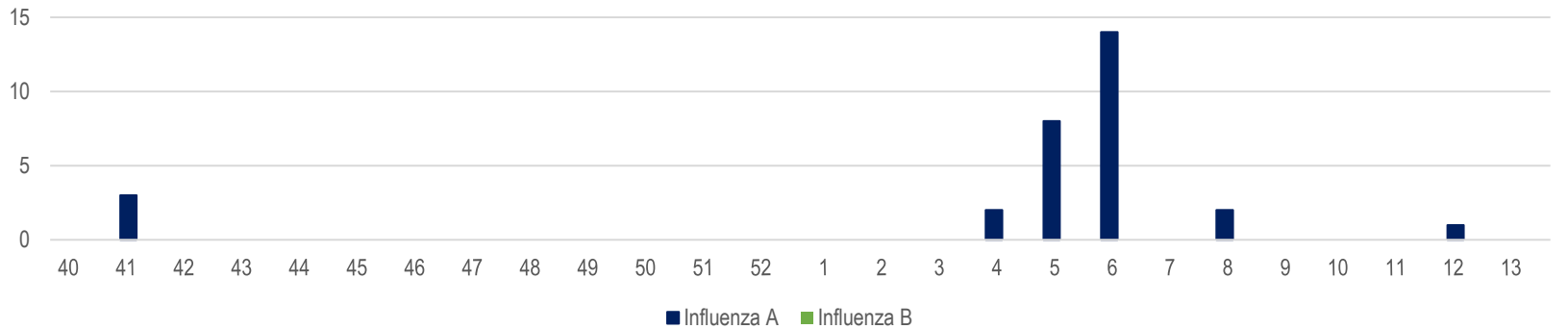
School absenteeism rates have **mirrored previous flu season**

% of students absent due to illness



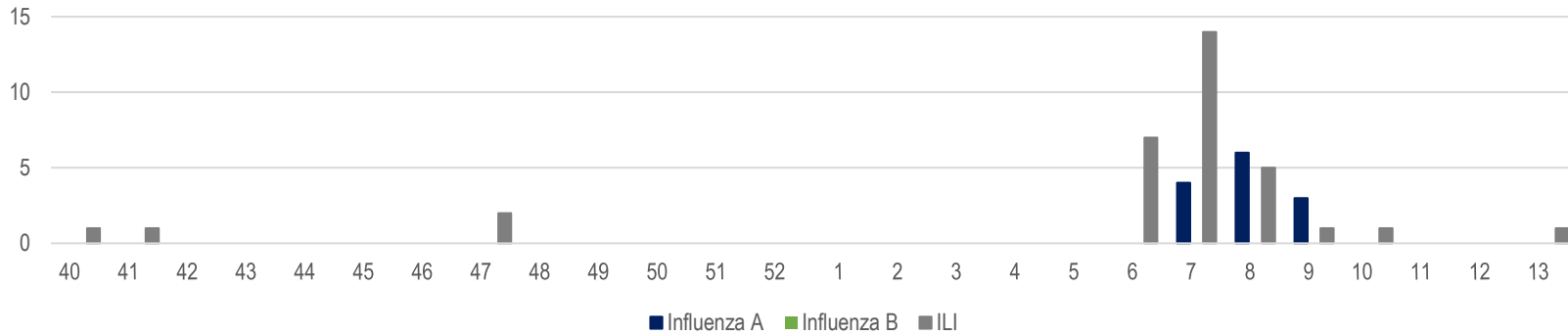
*Sandusky County schools were not in session (holiday break) during Week 52

A total of **1 positive outpatient influenza test** was reported during Weeks 10-13

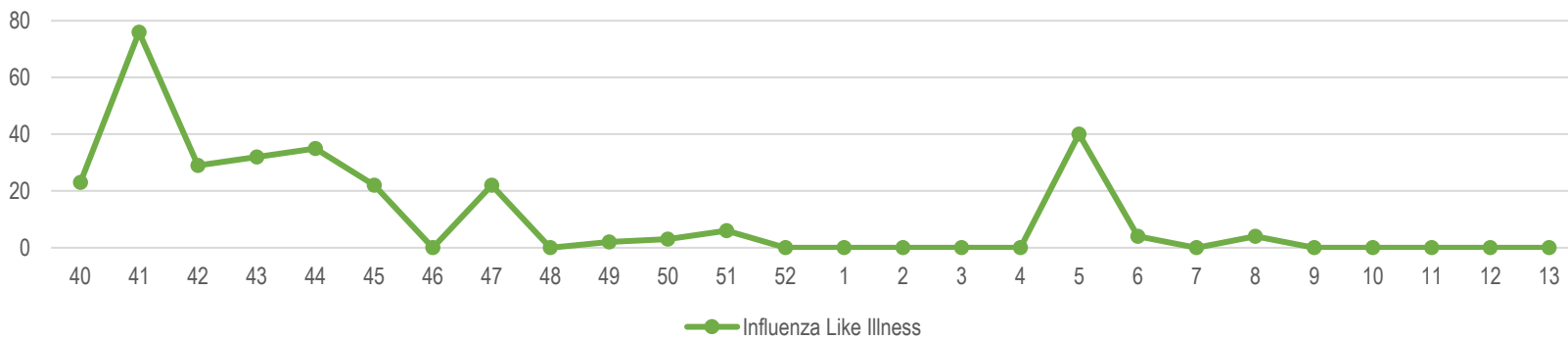


Sandusky County 2024-2025 Flu Activity Summary MMWR Weeks 10-13 March 2nd – March 29th

Long Term Care Facilites report **minimal ILI activity** in their facilities during Weeks 10-13



0 ILI outpatient visits were reported during Weeks 10-13

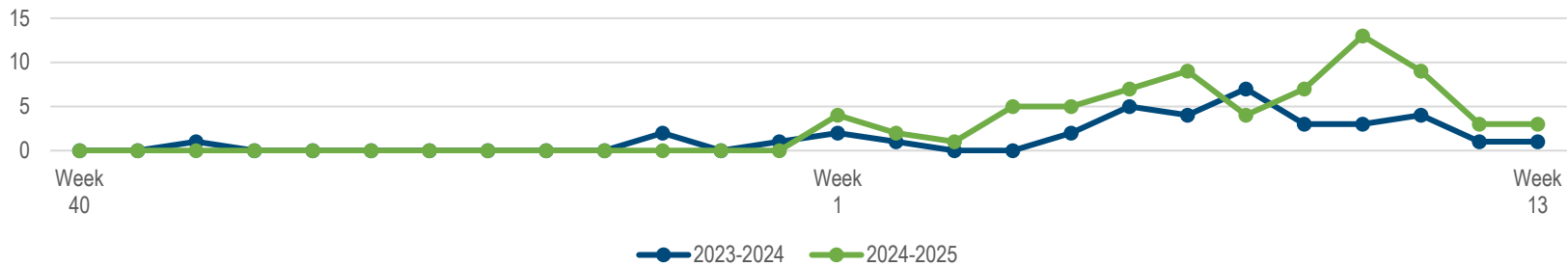


Sandusky County 2024-2025 Flu Activity Summary

MMWR Weeks 10-13

March 2nd – March 29th

Higher rates of Influenza Associated Hospitalizations persist during Weeks 10–13 compared to last season



Data Sources:

Epi Center, IMPACTSIIS, Northwest Ohio Hospitals, Ohio Disease Reporting System (ODRS), Sandusky County School Districts (voluntary), Sandusky County Long-Term Care Facilities, Physician Offices, and Urgent Cares (voluntary)