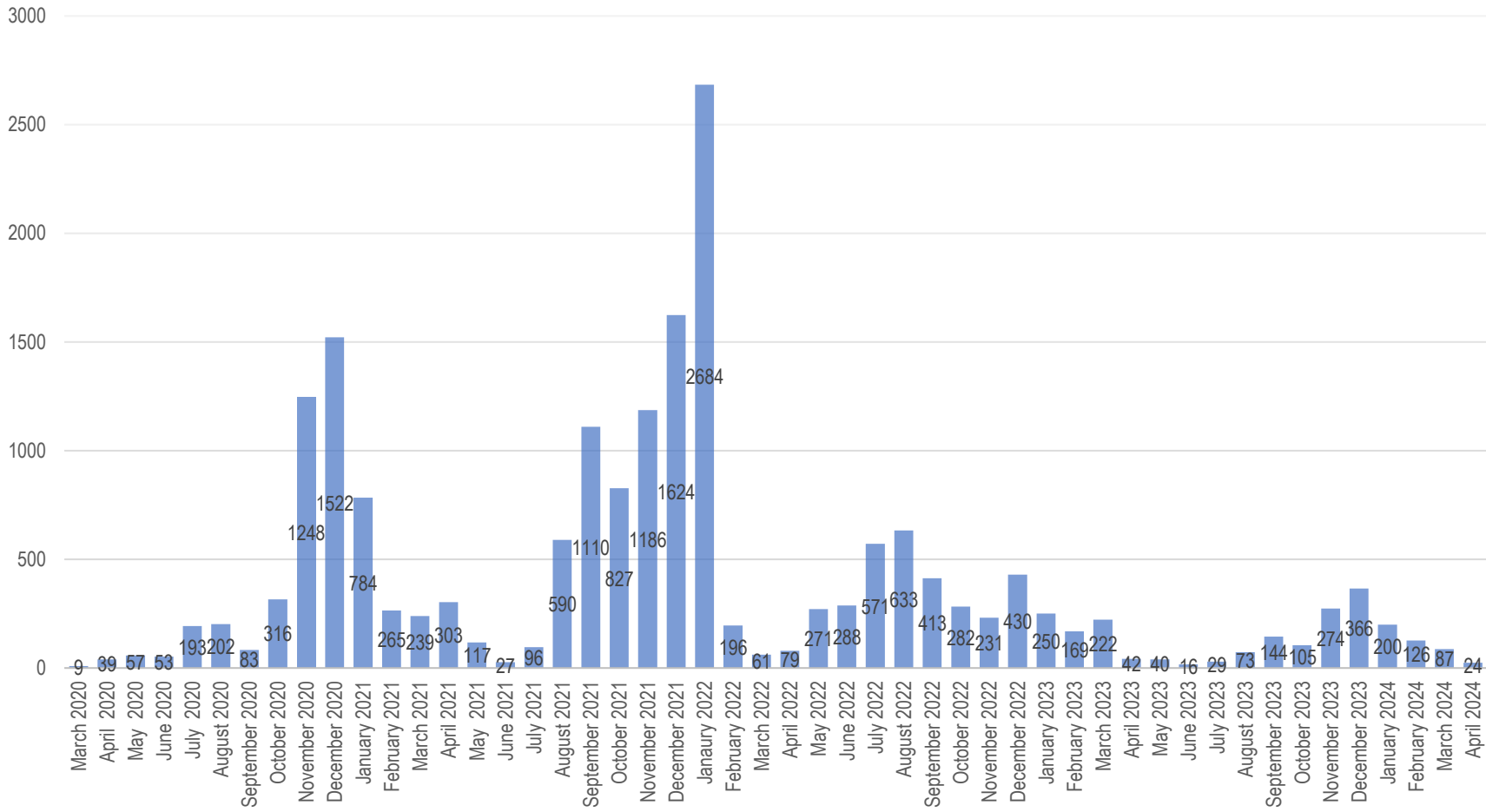
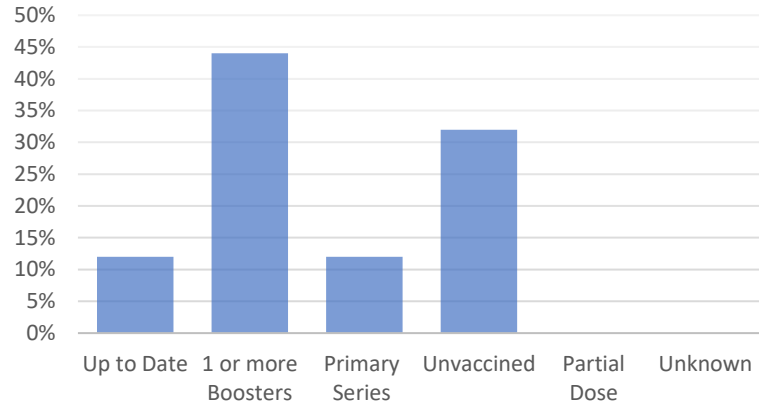


Reported COVID-19 cases drop by 72% from March to April



32% of COVID cases reported in April **never** recieved a COVID vaccine



42% of reported COVID cases were residents or staff from a long-term care facility.

1 COVID hospitalization was reported in April.

0 COVID deaths occurred during the month of April.

Influenza Flu Activity Summary

Sandusky County Public Health (SCPH) tracks seasonal influenza activity on a weekly basis throughout the year. SCPH monitors circulating flu issues and other related data sources and provides summaries of influenza activity from October (Week 40) through May (Week 20). The first week of the new calendar year is indicated by "Week 1." The following report is for flu activity beginning Week 49 (December 3rd) and ending Week 52 (December 30th).

1 positive Influenza test was reported from long term care facilities between Week 14-17

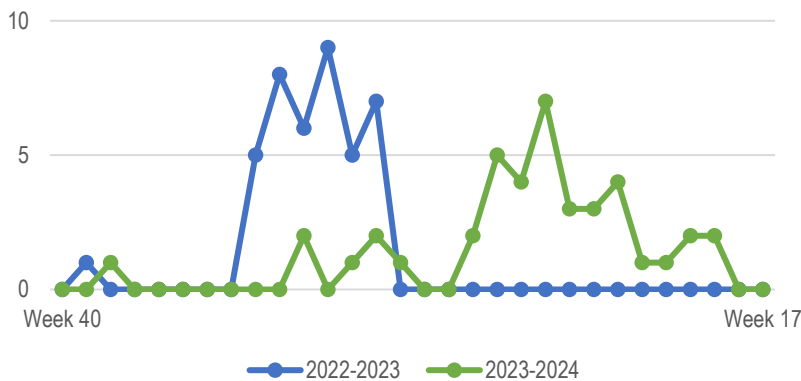
4 influenza associated hospitalizations were reported between Week 14-17.

2 were for Influenza A

2 were for Influenza B

Median Age: 57.5 years old

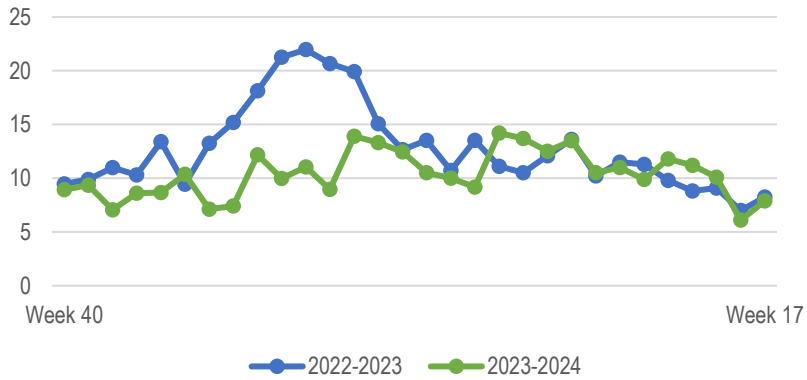
Influenza Associated Hospitalizations continue to be reported throughout most of April



Health Conditions Among Hospitalized Flu Cases (Week 14-17)

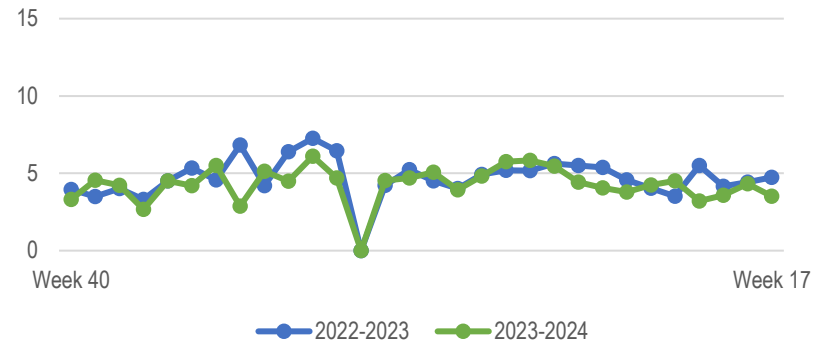
Respiratory Disorder	0
Heart, Kidney, or Metabolic Disorder	0
Pregnant	0
Immunosuppressed	0
Multiple Underlying Conditions	2
None	1
Unknown	1

Influenza Like Illness (ILI) ED visits **remain comparable to last flu season**



School absenteeism rates **remain comparable to last flu season**

% of students absent due to illness



*Local school districts were not in session during week 52

Data Sources:

Epi Center, IMPACTSIIS, Northwest Ohio Hospitals, Ohio Disease Reporting System (ODRS), Sandusky County School Districts (voluntary), Sandusky County Long-Term Care Facilities, Physician Offices, and Urgent Cares (voluntary)