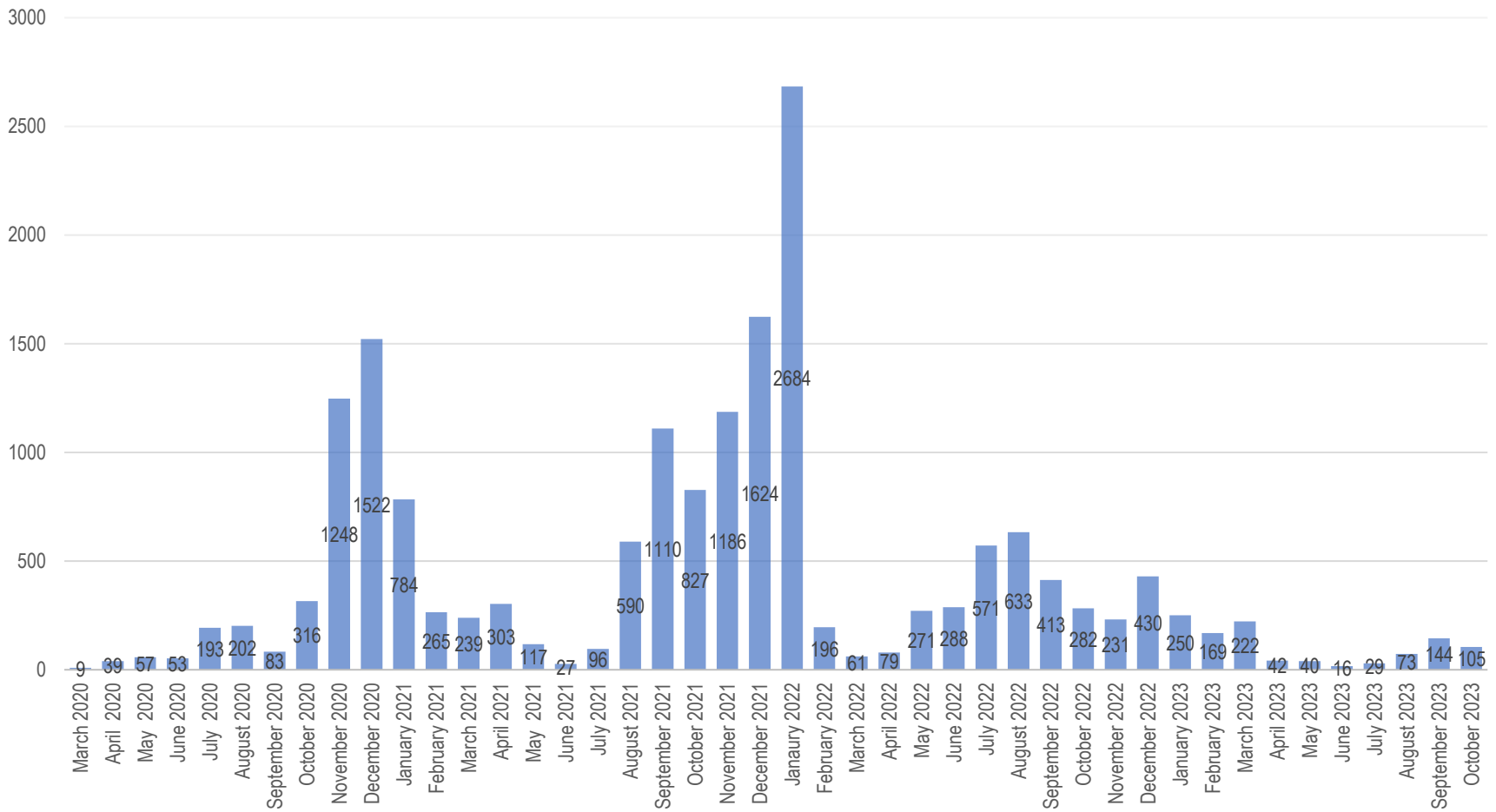
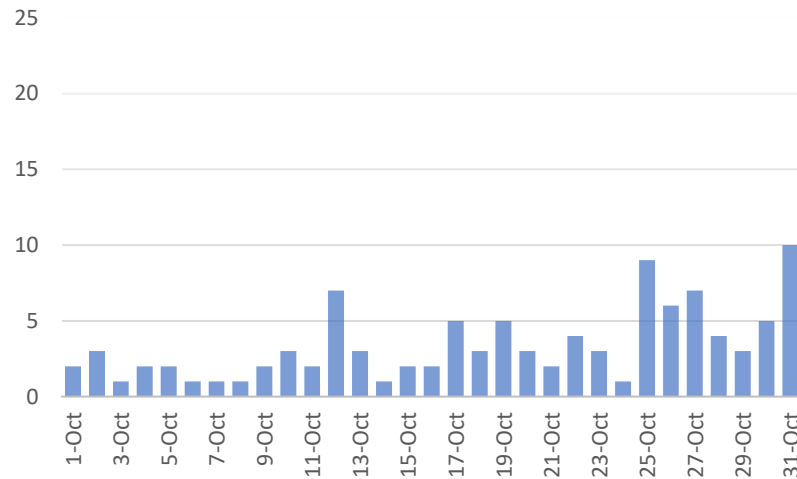


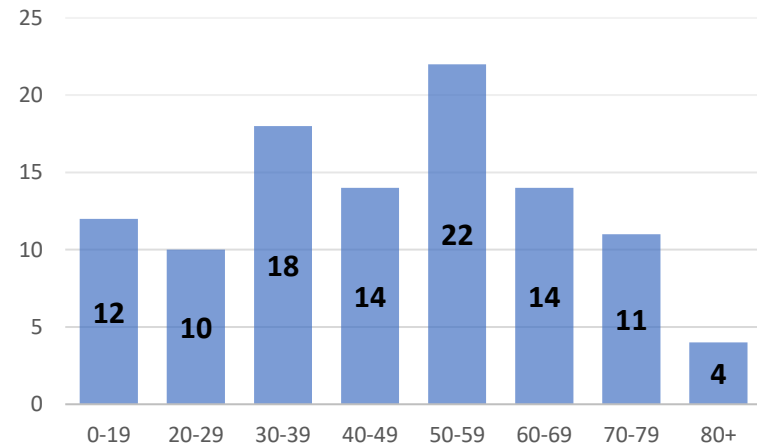
## 105 COVID-19 cases were reported during the month of October 2023



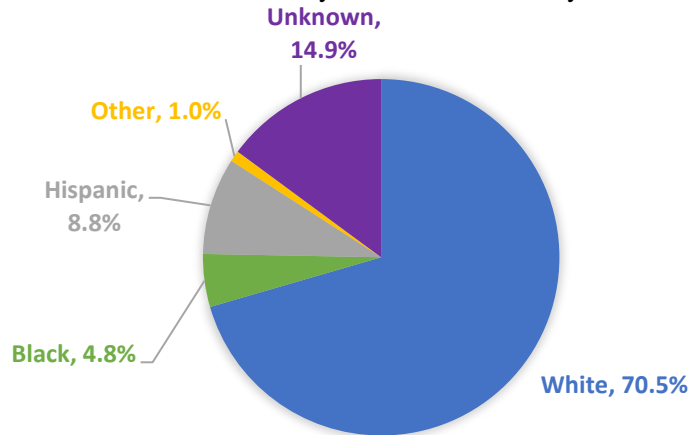
The daily COVID case count **increased toward the end of the month**



The age group with the most cases **was the 50-59 year old age group**

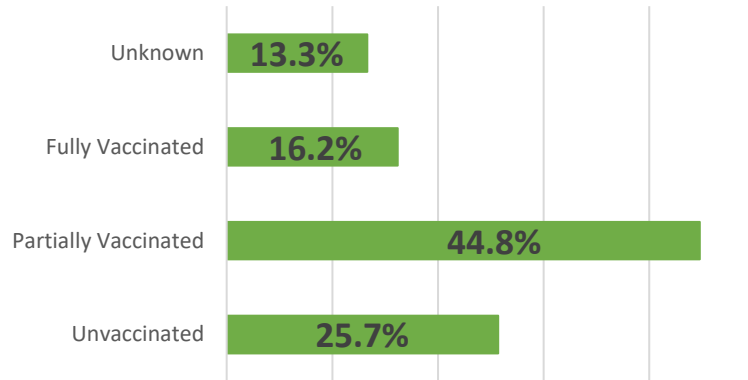


COVID-19 cases varied by race and ethnicity



**23.8%** of COVID cases were residents or staff from a long-term care facility.

Nearly **3 out of 4** people with COVID were **not up to date on their vaccine**



**4 COVID hospitalizations**

were reported in October.

**1 COVID death** occurred during the month of October.

**Influenza Flu Activity Summary**

Sandusky County Public Health (SCPH) tracks seasonal influenza activity on a weekly basis throughout the year. SCPH monitors circulating flu issues and other related data sources and provides summaries of influenza activity from October (Week 40) through May (Week 20). The first week of the new calendar year is indicated by "Week 1."

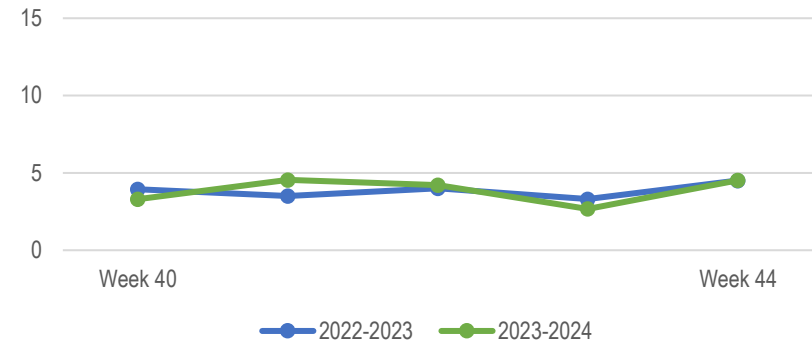
0 positive flu tests were reported from outpatient settings between Week 40-44

1 influenza associated hospitalization occurred between Week 40-44

**Data Sources:**

*Epi Center, IMPACTSIIS, Northwest Ohio Hospitals, Ohio Disease Reporting System (ODRS), Sandusky County School Districts (voluntary), Sandusky County Long-Term Care Facilities, Physician Offices, and Urgent Cares (voluntary)*

School absenteeism rates were **comparable** to last flu season between Week 40-44  
% of students absent due to illness



Influenza Like Illness (ILI) ED visits were **slightly lower this flu season** between Week 40-44 compared to last season

