



Youth Nicotine Use

17%

of youth report
having ever
vaped in their
lifetime

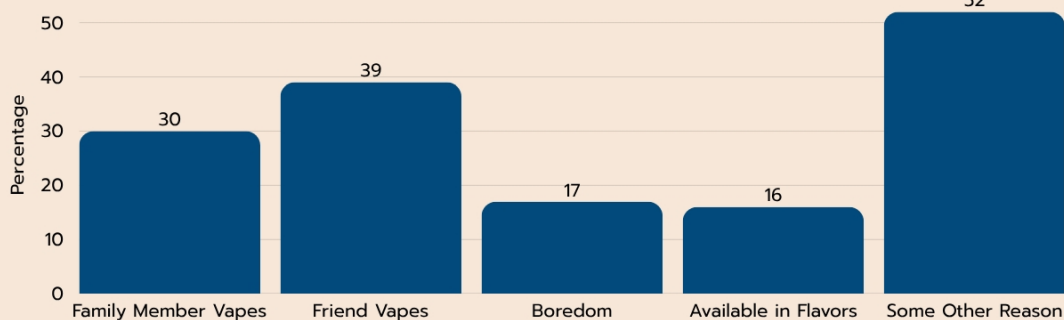


**AMONG YOUTH
WHO HAVE
EVER USED A
VAPOR
PRODUCT,
55%
REPORT
VAPING IN THE
LAST 30 DAYS.**

Of youth who have ever tried vaping, on how many of the last 30 days did you vape?



TOP 5 REASONS WHY YOUTH REPORT VAPING



WHERE YOUTH ARE GETTING THEIR VAPOR PRODUCTS



48% - Borrowed them from someone else



7% - Took them from a store or another person



22% - Gave someone else money to buy them



7% - Bought at a store



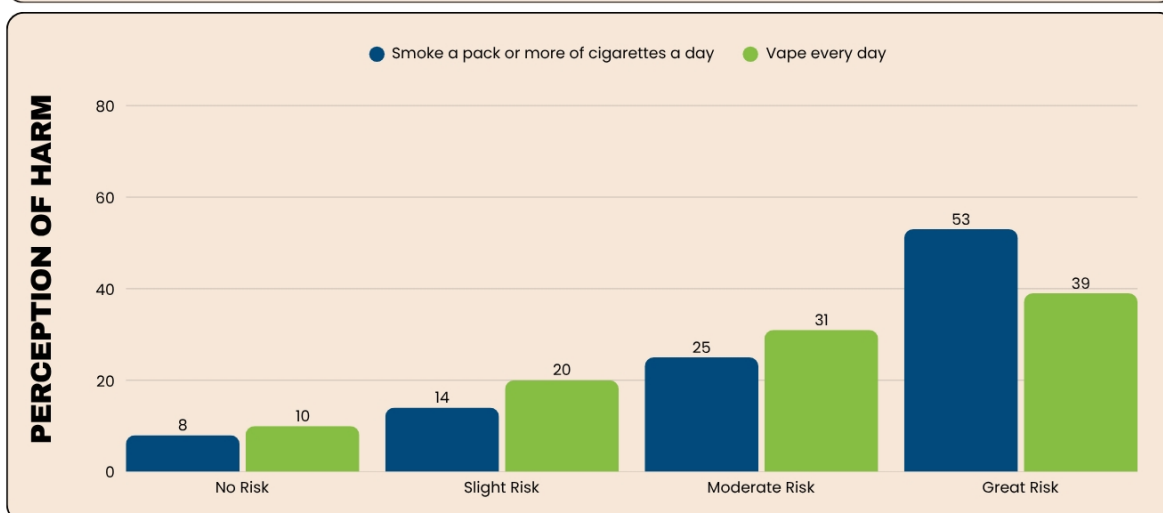
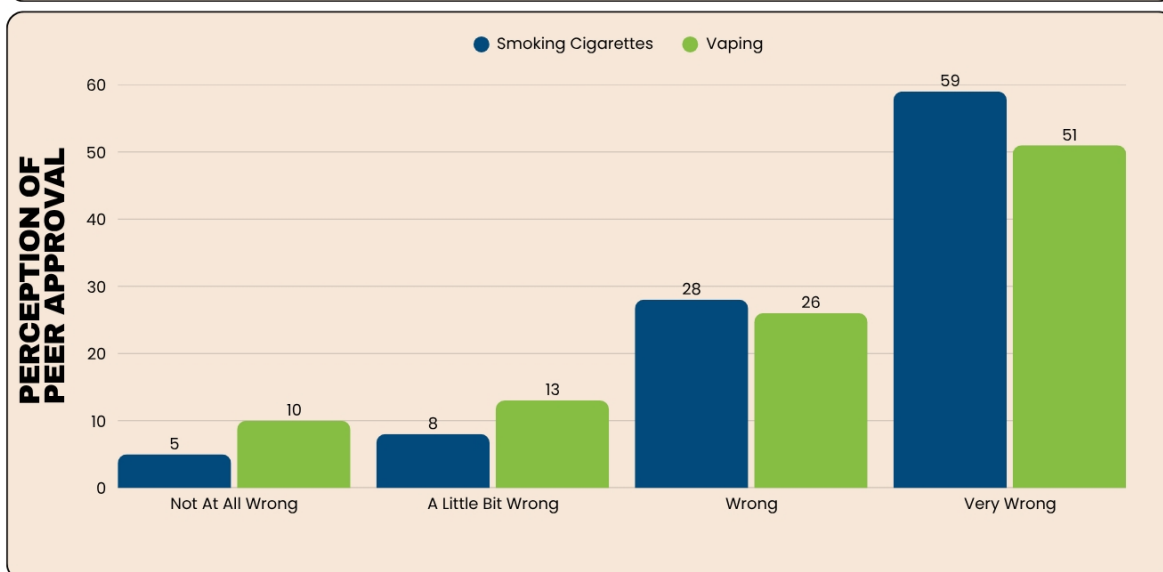
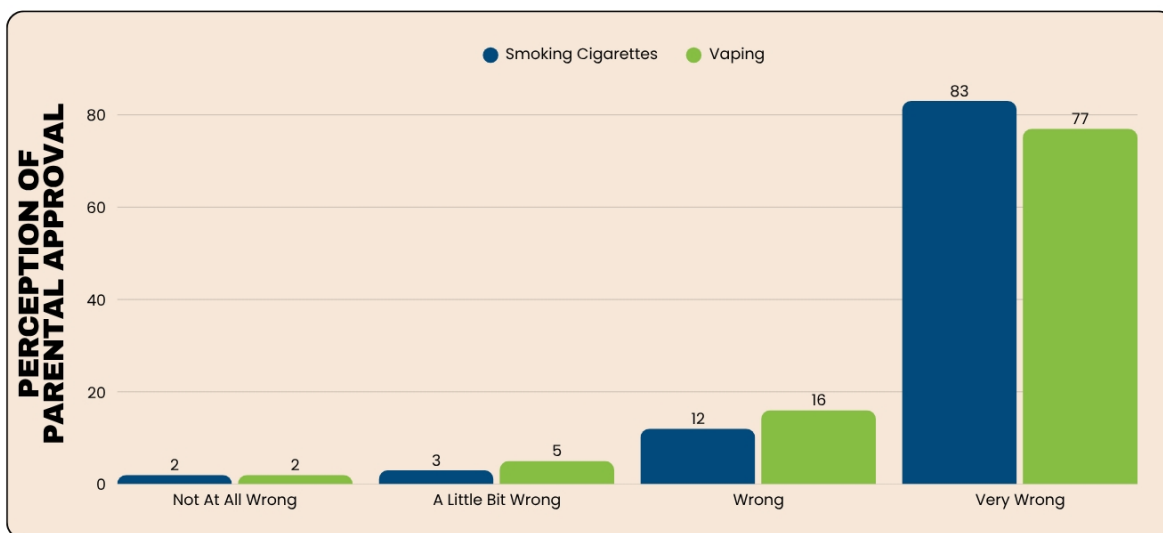
3% - Bought online



17% - A person who can legally buy them



40% - Some other way





**It's okay to
talk about**

SUICIDE

29%

**of Sandusky County students, in the past 12 months
felt sad or hopeless almost every day for two
weeks or more in a row.**

**Among those who have seriously considered attempting suicide in the past 12
months, how many times did you actually attempt suicide?**

0 times	58%
1 Time	27%
2-3 Times	9%
4-5 Times	3%
6 or more times	3%



**OF ALL YOUTH SERIOUSLY
CONSIDERED ATTEMPTING
SUICIDE IN THE PAST YEAR**



**OF YOUTH THAT ATTEMPTED SUICIDE HAD AN
ATTEMPTED SUICIDE RESULT IN INJURY,
POISONING, OR OVERDOSE THAT HAD TO BE
TREATED IN THE PAST YEAR**

**When was the last time you saw a doctor, nurse, therapist, social
worker, or counselor for a mental health problem?**

During the past 12 months	32%
Between 12 and 24 months	7%
More than 24 months	5%
Never	38%
Not Sure	18%

Source: 2024- 2025 Fall Ohio Youth Healthy Environment Survey, Sandusky County Data 10/25

Sandusky County Youth Marijuana Use

Source: 2024–2025 Ohio Healthy Youth Environments Survey, Sandusky County Data

6%

Youth reported using marijuana at least once in the past 30 days

Ages of youth when they first tried Marijuana

8 years or younger	0.48%
9–10	1.64%
11–12	4.18%
13–14	5.75%
15–16	2.6%
17 years or older	0.07%

How youth are using Marijuana in the past 30 days.

Joint	– 43.49%
Cookies, Brownies Candy	– 10.26%
Vaporized it	– 38.46%
Waxes or Dabs	– 1.28%
Drank it (tea, alcohol, soda, juice)	– 1.28%

For those who have used Marijuana in the past 30 days, when do you normally use it?

Before School	24.36%
During School	11.54%
Weekends	93.59%
After School	42.31%
Week Nights	43.59%

Sandusky County Youth Alcohol Consumption Grades 7-12 2024-2025 School year



71% of all youth have not drank alcohol, other than a few sips.
7% of youth have had a alcoholic drink in the past 30 days.



Perception of peer disapproval for having one or two drinks of an alcoholic beverage nearly every day?

Not at all wrong – 5%
Little bit wrong – 11%
Wrong – 33%
Very wrong – 51%



Of those youth who have consumed alcohol in the last 30 days, when do you usually drink alcohol?*

97% Weekends
13% Week Nights
3% After School
3% Before School

Perception of parental disapproval for youth having one or two drinks of alcohol nearly every day

Not at all wrong – 3%
A little bit wrong – 6%
Wrong – 18%
Very Wrong – 72%



Where are youth getting alcohol?*

24% Parents gave it to them
28% Someone gave it to them
7% Friend's parent gave it to them
0% Bought alcohol at a public event
13% Took it from the store or family member
0% Bought it from a store/gas station
31% Some other way



Of those youth that have drank in the past month, 69% have binge drank in the past 30 days.

Binge drinking is when a male consumes 5+ drinks or a female drinks 4+ drinks in a row, within a couple of hours.



Age of youth when first drank more than a few sips of alcohol

8 or younger..... 5%
9-10.....4%
11-12.....7%
13-14.....8%
15-16.....4%
17 years or older.....0.62%

2024-2025 Ohio Healthy Youth Environments Survey, Sandusky County Data

Source

*- Indicates that more than one answer can be selected.

2024-2025 YOUTH GAMBLING

Source : 2024-2025 Ohio Healthy Youth Environment Survey



During the past 12 months, how often did you gamble money or things while playing cards, betting on personal skills or sports teams, buying lottery tickets, or online gaming skins or loot boxes?

I did not gamble money or personal items 84%
Less than once a month 6%
About once a month 4%
About once a week 2%
Daily 3%

Among those who have gambled in the past 12 months, during the past 12 months, have you ever felt bad about the amount the amount you bet, or about what happens when you bet money or things?

No 80%
Yes 20%

Among those who gambled in the past 12 months, how often did you gamble...

Less than once a month 38%
About once a month 27%
About once a week 15%
Daily 19%

Among those who have gambled in the past 12 months, have you ever hidden from family or friends any betting slips, IOUs, lottery tickets, money or things you have won, or other signs of gambling?

No 94%
Yes 6%

Among those who have gambled in the past 12 months, during the past 12 months have you gambled more than you planned to?

No 80%
Yes 20%

Among those who have gambled in the past 12 months, Have you ever lied to people important to you about how much you gamble?

No 93%
Yes 7%