

# Sandusky County 2022-2023 Seasonal Flu Activity Summary

## MMWR Weeks 14-20

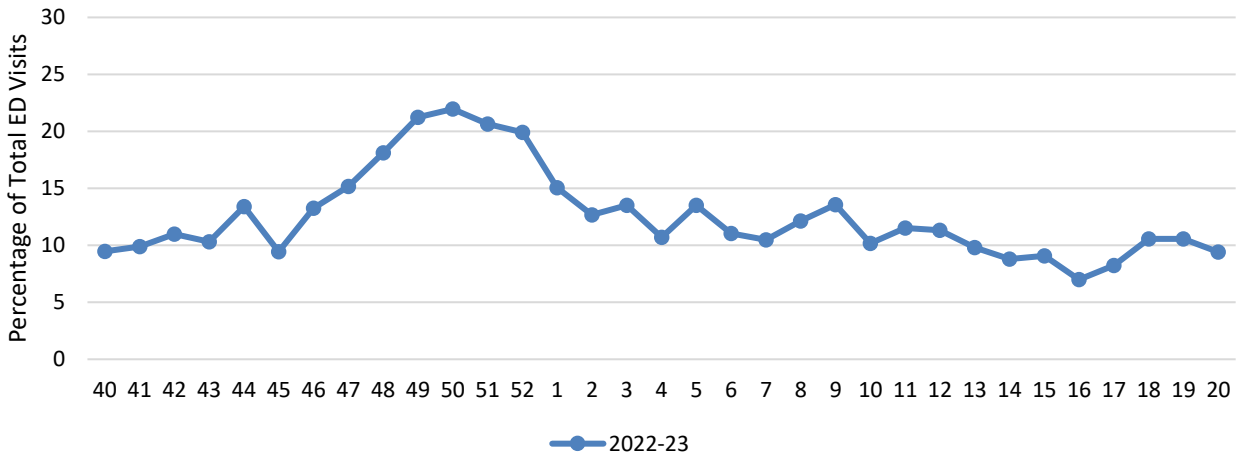
### April 2<sup>nd</sup> – May 20<sup>th</sup>

Sandusky County Public Health (SCPH) tracks seasonal influenza activity on a weekly basis throughout the year. SCPH monitors circulating flu issues and other related data sources and provides summaries of influenza activity from October (Week 40) through May (Week 20). The first week of the new calendar year is indicated by "Week 1."

**Sandusky County:** During Weeks 14-20, there were **0 influenza-associated hospitalizations** and **6 confirmed flu cases reported in outpatient settings** (6 influenza A, 0 influenza B, and 0 untyped). The influenza associated hospitalization rate for Sandusky County is **69.61 per 100,000 population**, compared to the overall rate for Ohio with 77.41 hospitalizations per 100,000 population.

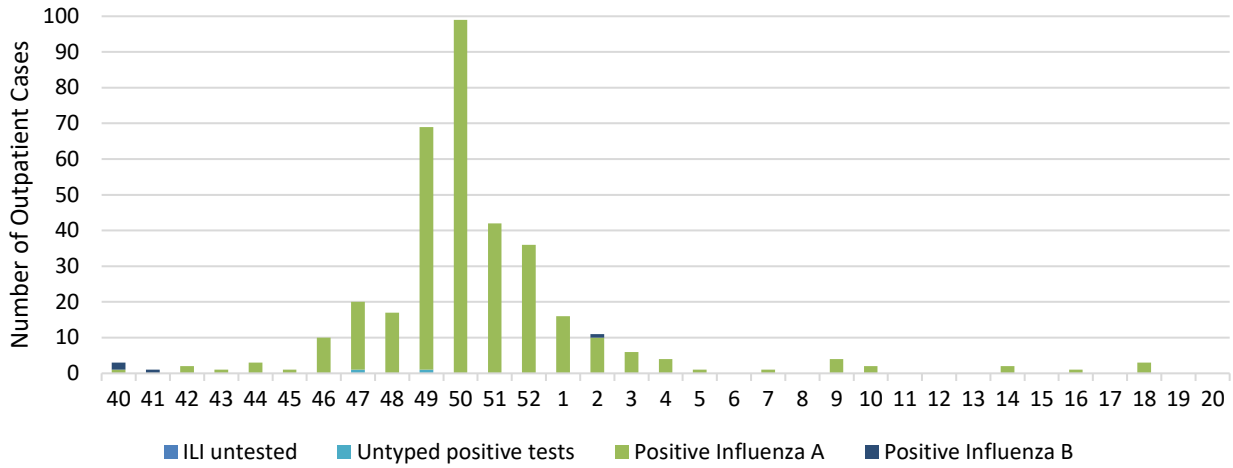
### Influenza Like Illness (ILI) Emergency Department Visits by MMWR Week, 2022-2023

*Source: Emergency Department Visits (EpiCenter)*



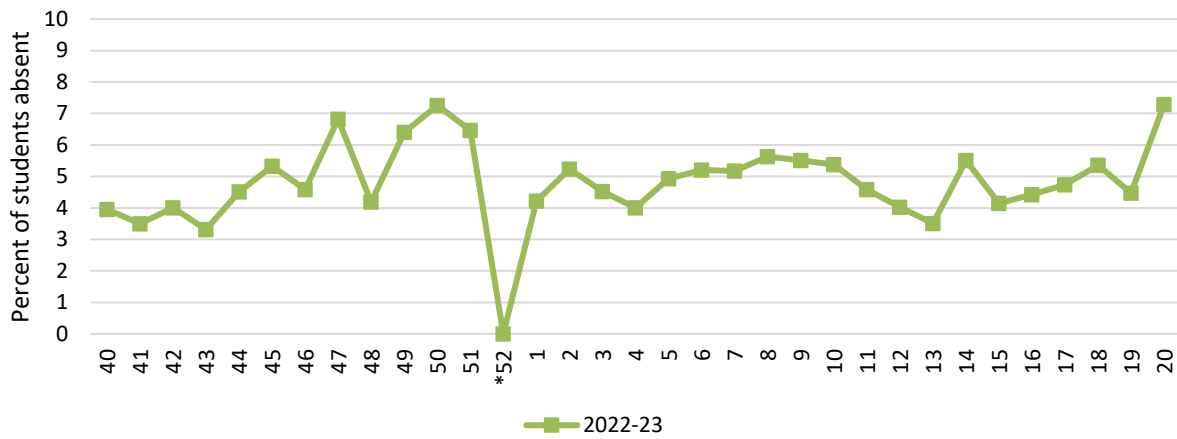
## Sandusky County Reported Postivie Tests and Outpatient ILI by type and MMWR Week; 2022-2023

Source: Sandusky County Physicians, Urgent Care Centers, and Long Term Health Care Facilities



## Weekly School Absenteesim among Sandusky County School Districts by MMWR Week; 2022-2023

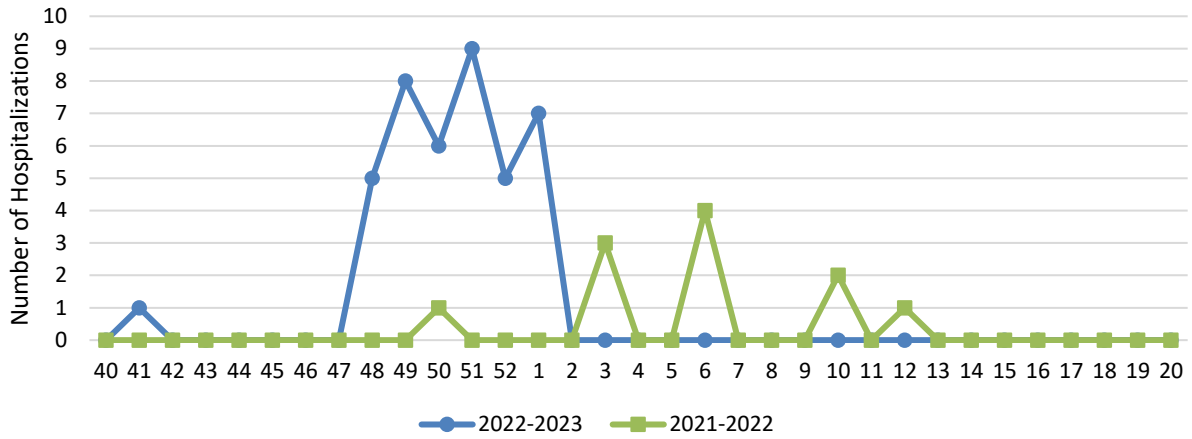
Source: Voluntary reporting by Sandusky County school districts



\*Sandusky County schools were not in session (holiday break) during Week 52

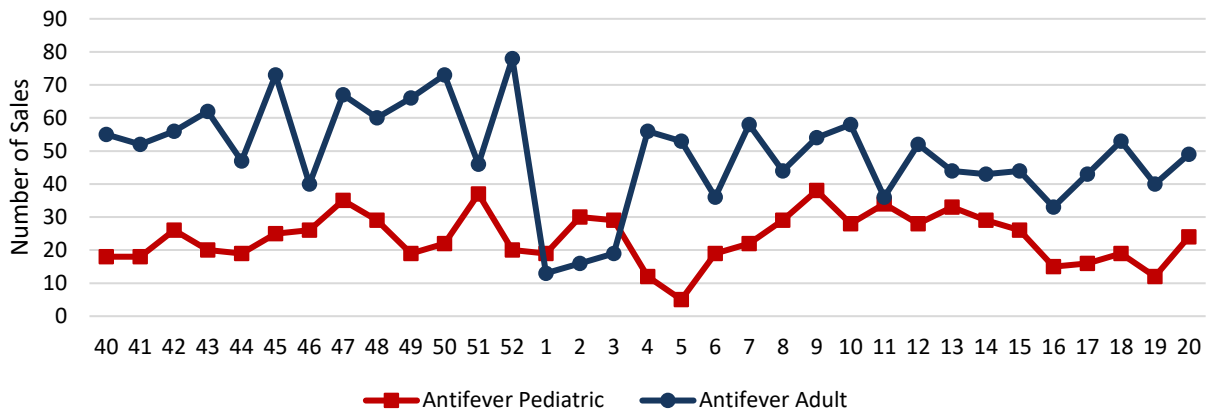
## Sandusky County Confirmed Influenza-associated Hospitalizations by MMWR Week; by Season

*Source: Northwest Ohio Hospitals, Ohio Disease Reporting System (ODRS)*



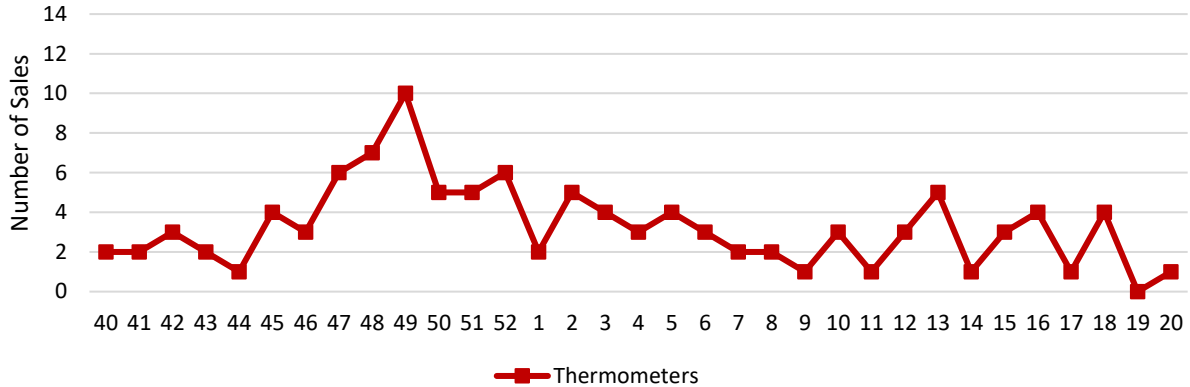
## Sandusky County Antifever OTC Medication Sales by MMWR Week; 2022-2023

*Source: National Retail Data Monitoring (NRDM)*



## Sandusky County Thermometer Sales by MMWR Week; 2022-2023

Source: National Retail Data Monitoring (NRDM)



Ohio flu activity can be found at <https://odh.ohio.gov/know-our-programs/seasonal-influenza/welcome>

National activity levels and more information can be found at the following CDC pages:

<http://www.cdc.gov/flu/weekly/usmap.htm>

<http://www.cdc.gov/flu/>

*This concludes our influenza surveillance for MMWR Weeks 14-20*

---

- *All data presented in this report are preliminary and may change as additional information is received.*
- *If you have any questions, please contact Ally Smith at 419-334-6312 or [asmith@scpublichealth.com](mailto:asmith@scpublichealth.com)*