

Sandusky County 2024-2025 Flu Activity Summary

MMWR Weeks 6-9

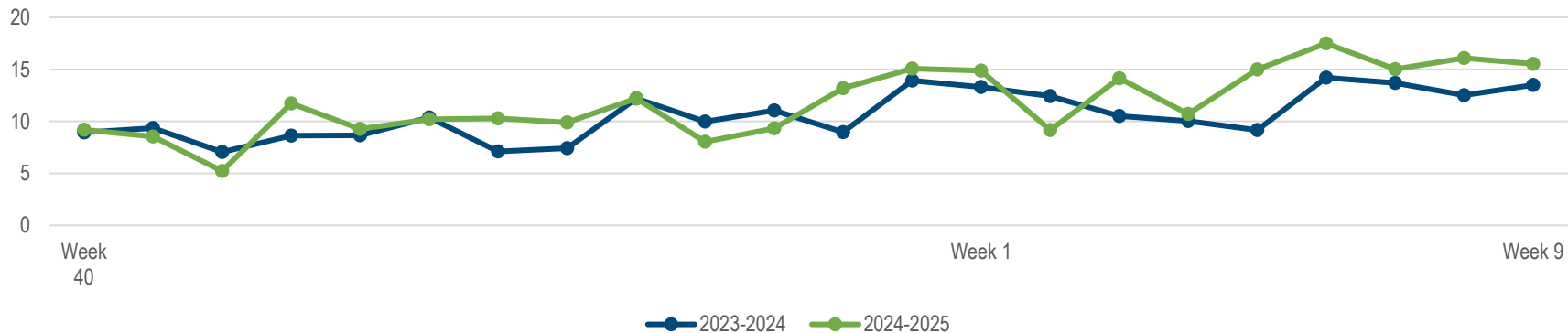
February 2nd – March 1st

Sandusky County Public Health (SCPH) tracks seasonal influenza activity on a weekly basis throughout the year. SCPH monitors circulating flu issues and other related data sources and provides summaries of influenza activity from October (Week 40) through May (Week 20). The first week of the new calendar year is indicated by "Week 1."

27 influenza-associated hospitalizations were reported during Weeks 6-9, all of which tested positive for **Influenza A**.

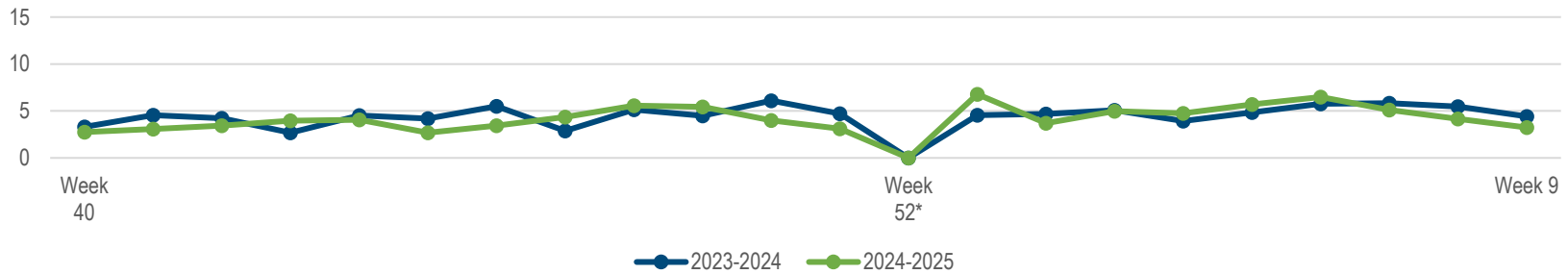
The average hospital stay was **3.19** days

Emergency department visits for Influenza Like Illness (ILI) were **higher this flu season during Weeks 6-9.**



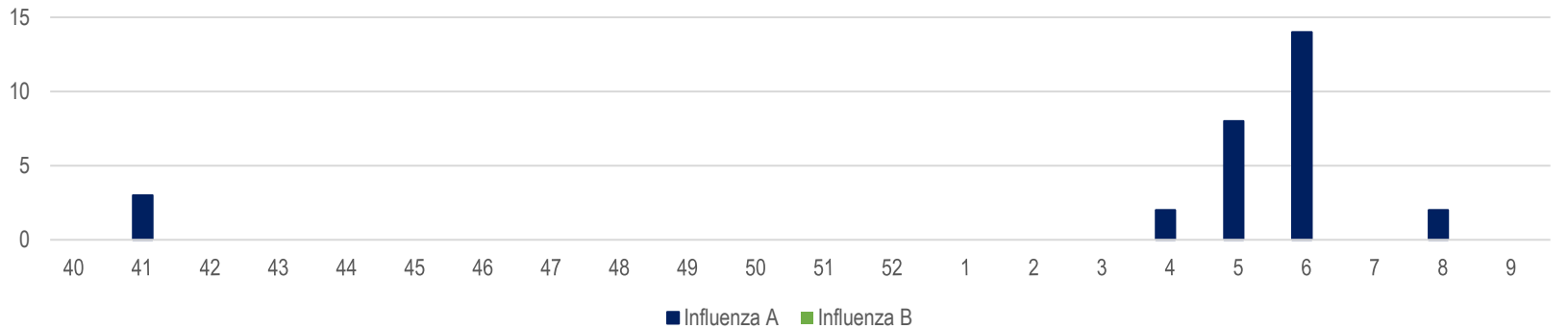
Sandusky County 2024-2025 Flu Activity Summary MMWR Weeks 6-9 February 2nd – March 1st

School absenteeism rates during Weeks 6-9 have **remained consistent with last flu season**
% of students absent due to illness



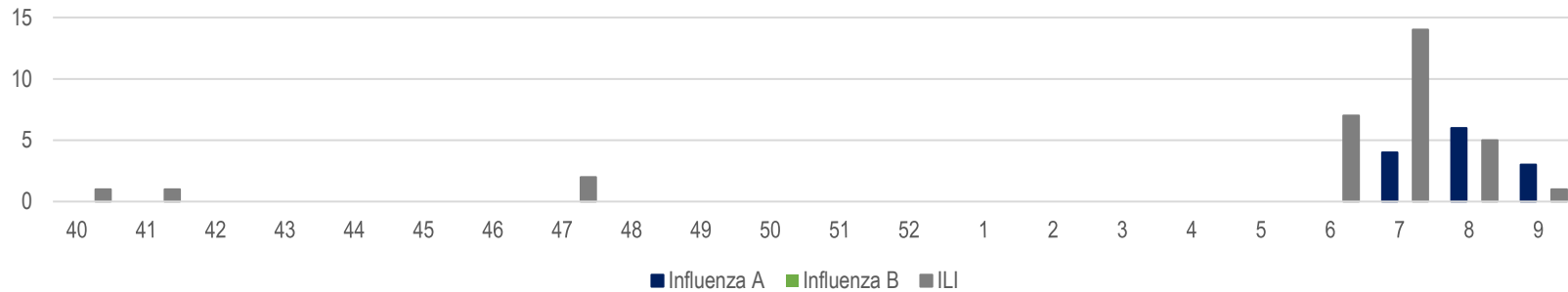
*Sandusky County schools were not in session (holiday break) during Week 52

A total of **16 positive outpatient influenza tests** were reported during Weeks 6-9

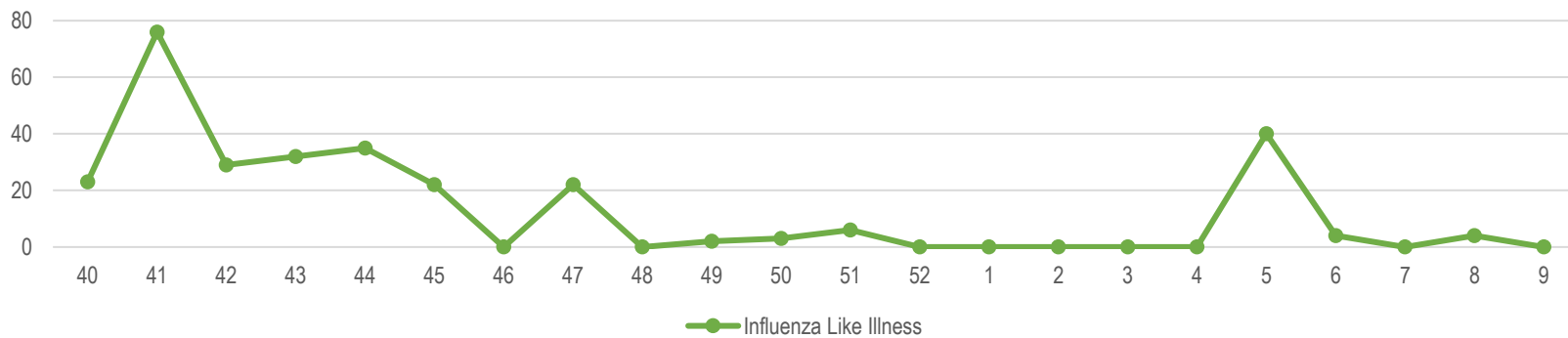


Sandusky County 2024-2025 Flu Activity Summary MMWR Weeks 6-9 February 2nd – March 1st

Long Term Care Facilites began reporting more **ILI and Influenza A** in their facilities during Weeks 6-9



4 Influenza Like Illness (ILI) outpatient visits were reported during Weeks 6-9

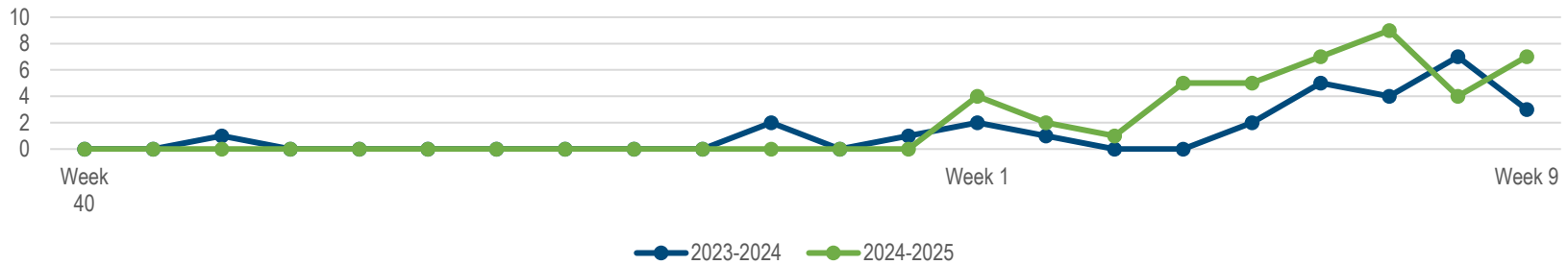


Sandusky County 2024-2025 Flu Activity Summary

MMWR Weeks 6-9

February 2nd – March 1st

Influenza Associated Hospitalizations **remain higher than last flu season during Week 6-9,** except for a dip in Week 8



Data Sources:

Epi Center, IMPACTSIIS, Northwest Ohio Hospitals, Ohio Disease Reporting System (ODRS), Sandusky County School Districts (voluntary), Sandusky County Long-Term Care Facilities, Physician Offices, and Urgent Cares (voluntary)